

To Let

Old Forge Industrial Estate

Peterchurch, Herefordshire HR2 0SD

Workspace units 988 to 2,020 sq ft



Old Forge Industrial Estate

The Site

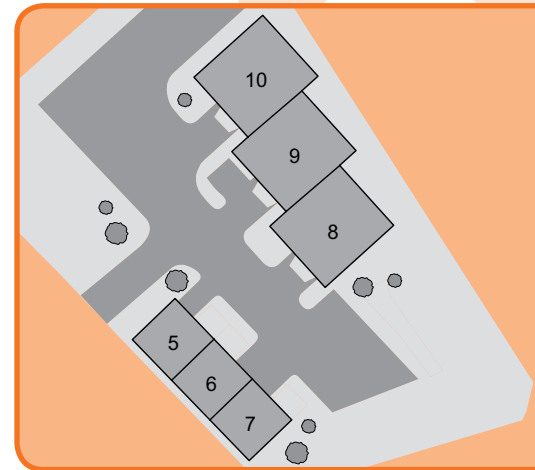
- The estate has 6 workspace units ranging from 988 to 2,020 sq ft.
- Each unit contains office, production area and w.c. accommodation.
- Each unit can be accessed via a goods loading door to the production area or separate personnel doors.
- Each unit has production area heaters and 3-phase electricity supply.
- There are designated parking spaces, landscaped areas and a site security barrier.

The Details

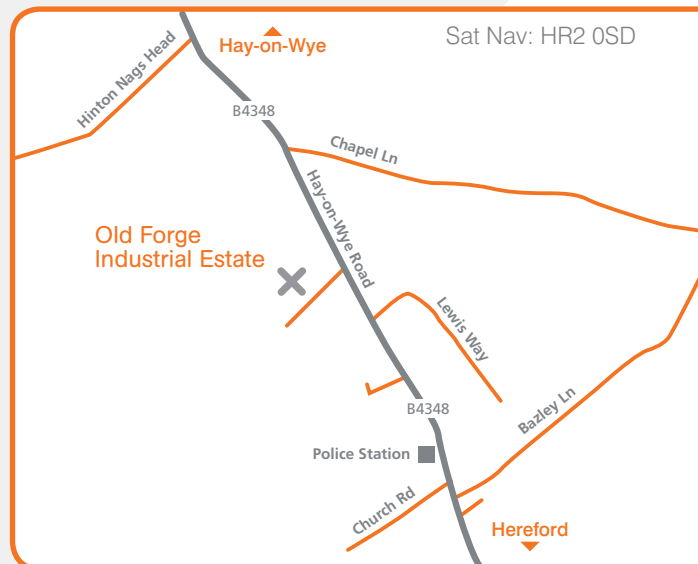
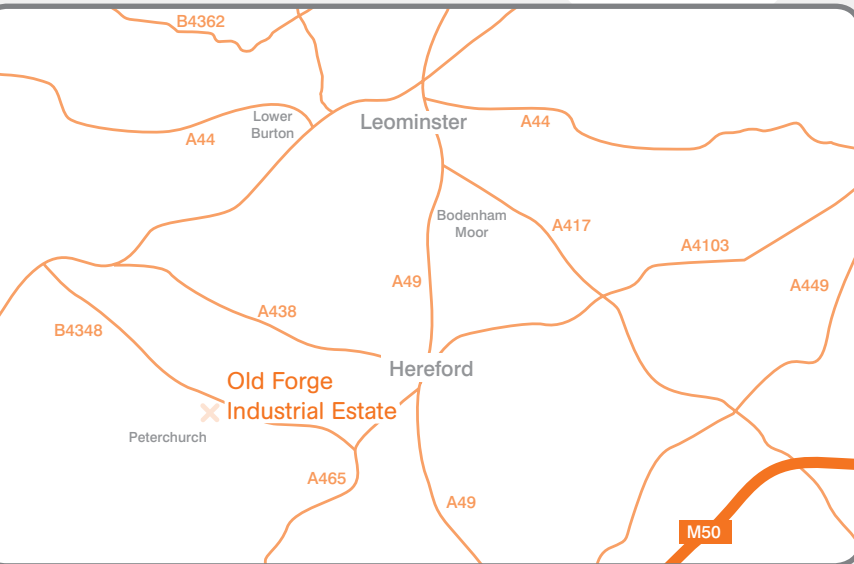
- Flexible terms available.
- Internal Repairing Agreements.
- Competitive rents.

The Location

- The estate is located off the B4348 Hay-on-Wye Road in the village of Peterchurch approximately 13 miles west of Hereford.



Unit	Size (sq ft)
5	988
6	1,013
7	1,001
8	2,010
9	2,009
10	2,020
	9,041



www.pxpwestmidlands.co.uk/oldforgeindustrialestate

The Agents for themselves and for the Seller/Lessor of this property who agents they are give notice that: 1. These particulars do not constitute any part of an offer or a contract. 2. All statements contained in these particulars are made without responsibility on the part of the Agent(s) or the Seller/Lessor. 3. None of the statements contained in these particulars is to be relied upon as a statement or representation of fact. 4. Any intending Buyer or Tenant must satisfy himself by inspection or otherwise as to the correctness of each of the statements contained in these particulars. 5. The Seller/Landlord does not make or give and neither the Agent(s) nor any person in their employment has any authority to make or give any representation or warranty whatever in relation to this property. October 2010. Designed by Future 01925 638 581 www.futuredc.co.uk

Brought to you by:



In association with:



0845 054 0466
www.pxpwestmidlands.co.uk

www.advantagewm.co.uk